

Minimize

미니마이즈

5+

사고력

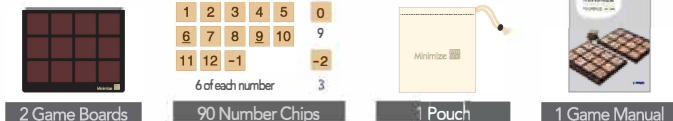


Minimize



Players 2 Players

Game Contents



How to Play

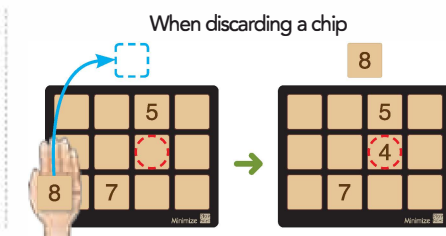
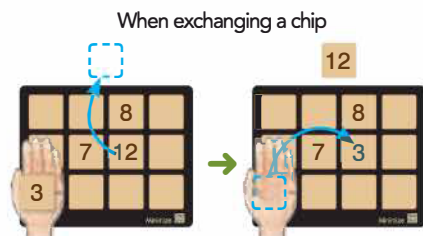
Game 1 Make a Smaller Number

<What you need> 2 Game boards, 90 number chips, pouch

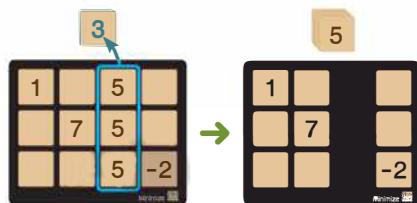
1. Each player takes a game board. Then, place 90 number chips in the pouch, mix them up, and place the pouch in the middle of the table.
2. Each player takes 12 number chips each out of the pouch, and puts them on their board with the numbers side facing down. Then, switch boards with your opponent.
3. Each player chooses 2 number chips and flips them over on their board so that the chips are number side up.



4. Decide who will go first. The first player takes 1 chip out of the pouch, checks the number, and decides whether to exchange that chip with one on the board, or to discard the number chip.
5. If you want to exchange the chip, take one of your 12 chips off your board and place it in the same space with the number side face up. Discard the chip you took from the space. If you want to discard the chip, put it off to the side, and choose one of your chips on your board and flip it over.



- On your next turn, take the chip your opponent discarded (the chip at the top of the discard pile), or 1 chip from the pouch. Choose whether or not you will keep or discard the chip in the same way as rule 5. Whichever chip you decide to discard, place it on the discard pile face up.
- Continue to play in the same way. When you make a vertical line of 3 of the same numbers, you may discard all 3 chips.



- When a player has turned over all 12 of their chips on the board, the game is over. At this time turn over the rest of your chips so the number side is face up.
- Add or subtract the numbers on your number chips, and the player with the smaller number wins. First, add and then subtract to calculate the number.

$$1+3+2+3+0+8+0+1+7+2+1=28$$

$$28-1=27$$

$$8+3+3+5+0+7+2+1=29$$

$$29-2-2-1-1=23$$

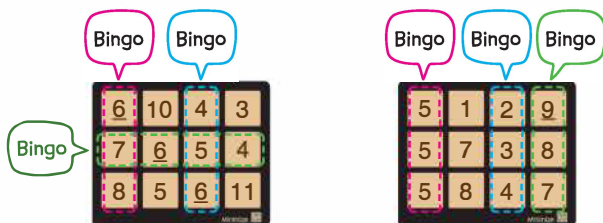
Game 2

Three Lines Bingo

<What you need> 2 Game boards, 72 number chips (1~12, 6 each), pouch

- Each player takes a game board. Then, place 72 number chips in the pouch, mix them up, and place the pouch in the middle of the table.
- After deciding who will go first, on your turn take 1 chip from the pouch and place it on the board to make either a vertical or horizontal line of the same number, or consecutive numbers. You may only put 1 chip in each space, and once you have placed your chip on the board it cannot be moved.
- Continue to play in the same way. If all the spaces on a player's board have been filled, take a chip out of the pouch and exchange the chip with a chip on the board.


4. When you have a vertical or horizontal line of consecutive numbers or numbers that are all the same, you have 'Bingo'. The first player to make 3 lines wins.



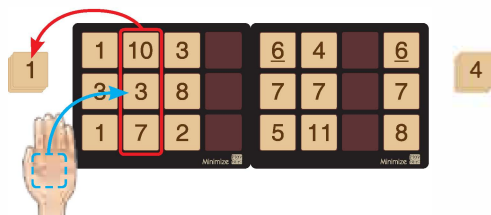
Game 3 Make 20

<What you need> 2 Game boards, 52 number chips (0~12, 4 each), pouch

1. Put the game boards together in the middle of the table. Place all of the number chips in the pouch and mix them up.
2. Take the number chips out of the pouch and fill in the board with the number chips (number side up).



3. Each player takes 3 additional number chips from the pouch, and does not show these chips to their opponent.
4. Decide who will go first. On your turn use one of your 3 number chips and exchange it with one of the chips on the board. Put the chip you took off the board off to one side, and take another chip from the pouch. Players should have 3 chips at all times.
5. On your turn, if the sum of the numbers in a vertical line is equal to 20, you may take all chips in that line. Place those chips off to the side.



6. Continue to play in the same way. When there are no chips left on the board, the game is over. The player who gathers the most chips wins.


Tip Use numbers 0 to 9 and play in the same way to make the sum of 10.

Game 4

Number Memory

<What you need> 2 Game boards, 24 number chips (1~12, 2 each)

1. Put the game boards together as shown in the picture below. Then, place 24 number chips face down on the table, mix them up, and fill in the board with the number chips.



2. Decide who will go first. Take turns turning over 2 chips.
3. If the two chips you turn over on your turn are the same number, take both chips, and it is still your turn. If the numbers are different, turn the chips over and it is now your opponent's turn.
4. Continue to play in the same way until there are no chips left to turn over. The player who has the most chips at the end of the game wins.

Tip Play the game in the same way using number chips 1 to 6 (4 each).