

Bingo Set

빙고 셋

5+

사고력



Bingo Set



Players 2~4 Players

Game Contents



1 Game Board



4 Trays



3 of each chip

36 Activity Chips



1 Game Manual

How to Play

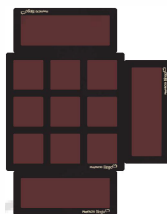
Game

Bingo Set

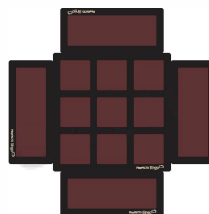
1. Put the game board in the middle of the table. According to the number of players, each player puts their tray on their side of the board.



2 players

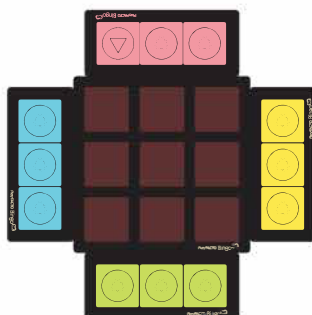


3 players

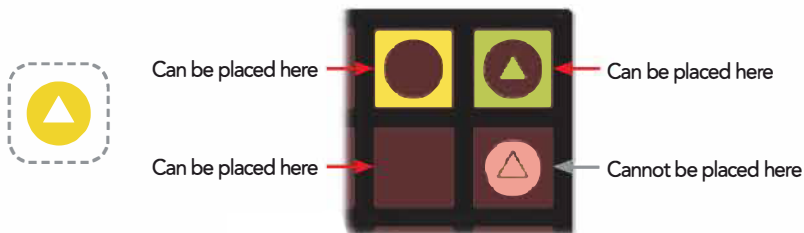


4 players

2. Each player chooses a different colored set of activity chips and puts them on their tray.



- After deciding who will go first, on your turn choose one of your chips. You may not place 2 of the same chips in the same space, and once you have placed your chip on the board, it cannot be moved.



- Players take turns placing chips on the board. When you can no longer place chips on the board, or when you run out of activity chips you finish the game. The other players may continue to play.
- When no player can place more chips on the board the game is over, and each player takes turns looking for a 'Bingo Set' on the board. If 3 of your chips on the board are placed in a line horizontally, vertically, or diagonally, if all 3 of the shapes are the same, or if all the shapes are different, you have a 'Bingo Set'.
- The player who has the most Bingo Sets wins!

