


# Speed Pentomino

스피드 펜토미노

5+

사고력




# Speed Pentomino



Players 2 Players

## Game Contents



1 Game Board



12 Pieces



12 Pieces




2 White Rods



1 Game Manual

## How to Play

1. Each player takes one set of pentominoes each, and then sets aside the  shaped pentomino.
2. On each side of the game board, put your white rod on the 4th row, in the space marked with ► ◄.



3. Using any 3 pentomino pieces you wish, make a rectangle under the white rod, making sure the entire space is filled.
4. When you have finished making the rectangle, push the white rod one space ahead, and repeat the same process, using the number of pentominoes marked on each row.
5. Continue in the same way until you can no longer push the white rod forward into a new space. The player who makes the largest completed rectangle on the board wins.