

# Six - Sudoku

식스 스도쿠

5+

사고력




# Six-Sudoku



## Players

1~2 Players

## Game Contents



## How to Play

1 Player

1. Choose one problem from the next page, and place the chips in the same spaces to make the same game board.
2. Follow the **Rules** and be sure to put the colored chips (or number chips) in the correct spaces.

### Rules

- ▶ Both horizontally and vertically, you may not place more than 1 chip of the same color (or number) in each row.
- ▶ In the 6 smaller squares (made up of 6 chip spaces) on the board, the same is true. You may not place more than 1 chip of the same color (or number) in the same row either horizontally or vertically.

3. Check to make sure you have placed all of your colored chips (or number chips) correctly on the board.

### Challenge!

Without using problems from the instruction manual, place all 36 colored chips (or number chips) on the game board according to the rules to complete the Sudoku Puzzle.

## How to Play

2 Players

1. Each player takes 3 sets of 6 colored chips (or number chips).
2. After choosing who goes first, follow the **Rules** and put one of your chips on the board.


### Rules

- ▶ Both horizontally and vertically, you may not place more than 1 chip of the same color (or number) in each row.
- ▶ In the 6 smaller squares (made up of 6 chip spaces) on the board, the same is true. You may not place more than 1 chip of the same color (or number) in the same row either horizontally or vertically.


3. Continue to play, and place chips one at a time on the board. When it's your turn, and you cannot place any more chips on the board, you are finished the game. Then, your opponent may finish putting their chips on the board. When your opponent can no longer place chips on the board, the game is over.
4. The player with the least number of chips remaining wins.

문제/Problem 색깔/Colors


1.




2.




3.




4.



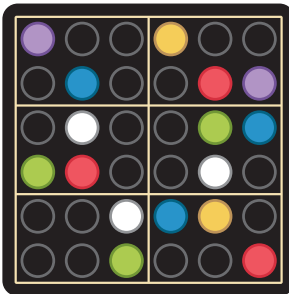
5.



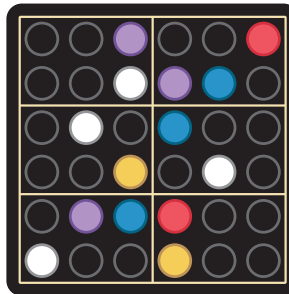
6.




7.




8.




9.




10.



11.




12.




문제/Problem 숫자/Numbers


1.




2.




3.




4.




5.




6.




7.




8.




9.



10.



11.



12.

